



MNR DENTAL COLLEGE AND HOSPITAL

“NAAC ACCREDITED”

(Recognized by MH&FW, Govt. of India & Affiliated to KNR University of Health Sciences)

MNR Nagar, Narsapur Road, Fasalwadi, Sangareddy 502294, Telangana State, India

Ph: (0845)2306675, 233333, Mobile : 8500056668, Fax: (0845)230533/230555/230699

E-mail: mnrdc@mnrindia.org; Website: www.mnrindia.org

ACTIVITY REPORTS OF PG STUDENTS IN ORTHODONTIC LAB

DEPARTMENT OF ORTHODONTICS
AND DENTOFACIAL ORTHOPEDICS

LOG BOOK

NAME OF THE STUDENT- SANA MOHIUDDIN
POST GRADUATE DEGREE- MDS
ACADEMIC YEAR- 2018
NAME OF H.O.D- T. JAYAPRAKASH REDDY



MNR DENTAL COLLEGE AND HOSPITAL
"NAAC ACCREDITED"
(Recognized by MH&FW, Govt. of India & Affiliated to KNR
University of Health Sciences)
MNR Nagar, Narsapur Road, Fasalwadi, Sangareddy 502294, Telangana State,
India
Ph: (0845)2306675, 233333, Mobile: 8500056668, Fax : (08455)230533/230555/230699
E-mail: mnrde@mnrindia.org; Website: www.mnrindia.org


ACTIVITY REPORT OF PG STUDENTS IN ORTHODONTIC LAB
(2018-19)

1ST YEAR PG STUDENTS

- General Wire bending exercises to develop the manual dexterity:
 01. Clasps, Bows and springs used in the removable appliances.
 02. Soldering and welding exercises.
 03. Fabrication of removable habit breaking, mechanical and functional appliances, also all types of space maintainers and space regainers.
 04. Bonwill Hawley Ideal arch preparation.
 05. Construction of orthodontic models trimmed and polished preferably as per specifications of Tweed or A.B.O.
- Fixed appliance typhodont exercises:
 - a) Training shall be imparted in one basic technique i.e. Standard edgewise/Begg technique or its derivative / Straight wire etc., with adequate exposure to other techniques.
 - b) Typhodont exercise- i. Band making ii. Bracket positioning and placement iii. Different stages in treatment appropriate to technique

<p>2ND YEAR PG STUDENTS</p>	<ul style="list-style-type: none"> • Clinical photography Computerized imaging Preparation of surgical splints, and splints for TMJ problems. • Handling of equipments like vacuum forming appliances and hydro solder • Fabrication of indirect bonding trays for labial and lingual appliances, Implant placement preclinical exercises
<p>3RD YEAR PG STUDENTS</p>	<ul style="list-style-type: none"> • Continue with skill enhancement learnt in the previous years


IQAC COORDINATOR
 Coordinator
 I.Q.A.C.
 MNR Dental College & Hospital


PRINCIPAL
PRINCIPAL
 MNR Dental College & Hospital
 MNR Nagar, Narsapur Road,
 SANGAREDDY Dist.-502 294 (T.S.)

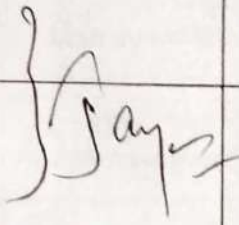

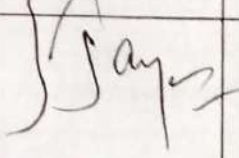




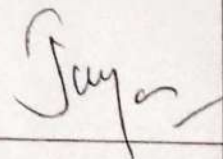


1. NON-APPLIANCE EXERCISES

S.NO.	EXERCISE	NO.	DATE OF COMPLETION	SIGNATURE OF SUPERVISOR	REMARKS OF HOD
1.	Straightening of 6" & 8" long wire (19 gauge & 21 gauge)	3 Each	13/6/18	Jayar	
2.	Square (19 gauge & 21 gauge)	1 Each	13/06/18	Jayar	
3.	Rectangle (19 gauge & 21 gauge)	1 Each	13/06/18	Jayar	
4.	Triangle of 2" side (19 gauge & 21 gauge)	1 Each	13/06/18	Jayar	
5.	Circle of 2" side (19 gauge & 21 gauge)	1 Each	13/06/18	Jayar	
6.	Bending of 5 U's (19 gauge & 21 gauge)	1 Each	27/06/18	Jayar	
7.	Bending of 5 V's (19 gauge & 21 gauge)	1 Each	2/07/18	Jayar	

2. CLASPS

S.NO.	EXERCISE	NO.	DATE OF COMPLETION	SIGNATURE OF SUPERVISOR	REMARKS OF HOD
1	¾ Clasps	2	(16 & 26) 17/07/2018	Jayer	
2	Full clasps	2	(36 & 46) 17/07/2018		
3	Triangular clasp	2	(Right & left) 18/07/2018	Jayer	
4	Adam's clasp-upper molar	2	(16 & 26) 23/07/18	Jayer	
5	Adam's clasp-lower molar	2	(36 & 46) 23/07/18		
6	Adam's clasp-premolar	2	(14 & 25) 24/07/18	Jayer	
7	Adam's clasp-incisor	2	(upper & lower) 25/07/2018		
8	Modification of adam's- with helix	2	(26 & 36) 26/07/18	Jayer	
9	Modification of adam's- with distal extension	2	(26 & 36) 30/07/18		
10	Modification of adam's- with soldered tube	2			
11	Southend clasp	1	31/07/2018	Jayer	

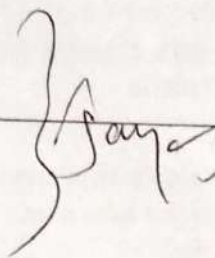

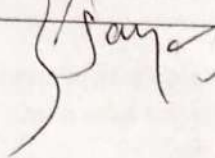



3. LABIAL BOWS

S.No.	EXERCISE	NO.	DATE OF COMPLETION	SIGNATURE OF SUPERVISOR	REMARKS OF HOD
1	Short labial bow (upper and lower)	1	5/06/2018		
2	Long labial bow (upper and lower)	1	5/06/2018		
3	Robert's retractor	1	7/06/2018		
4	High labial bow with apron spring's	1	11/06/18		
5	Mill's labial bow	1	11/06/18		
6	Reverse loop labial bow	1	12/06/2018		
7	Retention labial bow soldered to Adam's clasp	1	12/06/2018		
8	Retention labial bow extending distal to second molar	1	18/06/18		
9	Fitted labial bow	1	19/06/18		
10	Split labial bow	1	20/06/18		

4. SPRINGS

S.NO.	EXERCISE	NO.	DATE OF COMPLETION	SIGNATURE OF SUPERVISOR	REMARKS OF HOD
1	Finger spring - Mesial movement	2	10/07/2018	Jayar	
2	Finger spring - Distal movement	2	11/07/2018	CS	
3	Double cantilever spring	2	12/07/18	Jayar	
4	Flapper spring	2	12/07/18	Jayar	
5	Coffin spring	2	16/07/2018	Jayar	
6	T spring	2	16/07/2018	Jayar	

5. CANINE RETRACTORS

S.NO.	EXERCISE	NO.	DATE OF COMPLETION	SIGNATURE OF SUPERVISOR	REMARKS OF HOD
1	U loop canine retractor	2 pairs	19/07/2018		
2	Helical canine retractor	2 pairs	19/07/2018		
3	Palatal canine retractor	2 pairs	20/07/18		
4	Self-supporting canine retractor	2 pairs	20/07/2018		
5	Supporting canine retractor	2 pairs	20/07/2018		

6. REMOVABLE ORTHODONTIC APPLIANCES

S.NO.	EXERCISE	NO.	DATE OF COMPLETION	SIGNATURE OF SUPERVISOR	REMARKS OF HOD
1	Hawley's retention appliance with anterior bite plane	1	1/08/2018	Jaya	
2	Upper hawley's appliance with posterior bite plane	1	3/08/2018	Jaya	
3	Upper expansion appliance with coffin spring	1	7/08/2018	CS	
4	Upper expansion appliance with expansion screw	1	9/08/18	Jaya	
5	Hawley's Appliance with Finger springs for midline Diastema Closure	1	16/08/2018	CS	
6	Begg wrap – around retainer	1	17/08/2018	Jaya	


7. REMOVABLE FUNCTIONAL APPLIANCES

S.NO.	EXERCISE	NO.	DATE OF COMPLETION	SIGNATURE OF SUPERVISOR	REMARKS OF HOD
1	Oral screen & double oral screen	1	20/08/2018	Jayas	A
2	Activator	1	23/08/2018	<u>CSK</u>	
3	Bionator	1	28/08/18	Jayas	
4	Frankel-FR 2 appliance	1	4/09/2018	<u>CSK</u>	
5	Twin block	1	13/09/2018	Jayas	


8. OTHER APPLIANCES

S.NO.	EXERCISE	NO.	DATE OF COMPLETION	SIGNATURE OF SUPERVISOR	REMARKS OF HOD
1	TPA	1	18/09/2018	Jayer	
2	Nance Holding Arch	1	20/09/2018	Jayer	
3	Quad helix	1	25/09/2018	lce	
4	Lingual arch	1	27/09/2018	Jayer	
5	Lip bumper	1	28/09/2018	lce	
6	Splint for bruxism	1	3/10/2018	Jayer	
7	Catalans appliance	1	8/10/2018	lce	
8	Tongue Crib Appliance	1	10/10/18	Jayer	
9	Pendulum appliance	1	15/10/2018	Jayer	






9. SOLDERING EXERCISES

S.NO.	EXERCISE	NO.	DATE OF COMPLETION	SIGNATURE OF SUPERVISOR	REMARKS OF HOD
1	Star	1	7/11/2018	Jay	
2	Lamp Post	1	12/11/2018	Jay	
3	Christmas tree	1	15/11/2018	CS	
4	Soldering buccal tube on molar bands	1	21/11/2018	Jay	

10. WELDING EXERCISES

S.NO.	EXERCISE	NO.	DATE OF COMPLETION	SIGNATURE OF SUPERVISOR	REMARKS OF HOD
1	Pinching and welding of molar, premolar, canine and incisor bands	1	3/12/18	Jay	
2	Welding of buccal tubes and brackets on molar bands and incisor bands	1	4/12/18	Jay	

11. STUDY MODEL PREPARATION AND MODEL ANALYSIS


S.NO.	EXERCISE	NO.	DATE OF COMPLETION	SIGNATURE OF SUPERVISOR	REMARKS OF HOD
1	Impression of upper and lower dental arches	1	6/12/2018		
2	PREPARATION OF STUDY MODEL-1 And all the permanent dentition analysis to be done	1	10/12/18		
3	PREPARATION OF STUDY MODEL-3 And all the mixed dentition analysis to be done	1	11/12/18		

13. BASICS OF CLINICAL PHOTOGRAPHY INCLUDING DIGITAL PHOTOGRAPHY

14. LIGHT WIRE BENDING EXERCISES FOR THE BEGG TECHNIQUE

S.NO.	EXERCISE	NO.	DATE OF COMPLETION	SIGNATURE OF SUPERVISOR	REMARKS OF HOD
1	Making a standard arch wire	1	29/01/2019		
2	Upper & lower arch wire with cuspid circle	1	4/02/19		
3	Upper & lower Multiloop arch wire	1	6/02/2019		
4	Bending a double back arch wire.	1	11/02/2019		
5	Bayonet bends(vertical & horizontal offsets)	1	12/02/2019		
6	Stage- III arch wire	1	18/02/2019		
7	Torquing auxillary(upper)	1	20/02/19		
8	Reverse torquing(lower)	1	26/02/19		
9	Uprighting spring	1	28/02/2019		

15. BEGG'S TYPHODONT EXERCISES

S.NO.	EXERCISE	NO.	DATE OF COMPLETION	SIGNATURE OF SUPERVISOR	REMARKS OF HOD
1	Teeth setting in class-II div-I malocclusion with maxillary proclination & mandibular anterior crowding.	1	6/03/2019	ICB	
2	Band-pinching, welding brackets and buccal tubes on the bands.	1	11/03/2019		
3	Stage-I	1	12/03/19	Jayar	
4	Stage-II	1	14/03/19	Jayar	
5	Pre-Stage-III	1	18/03/2019	ICB	
6	Stage-III	1	21/03/19	Jayar	